BSLIGHT BSLIGHT BSLIGHT BSLIGHT BSLIGHT BSLIGHT BSLIGHT BSLIGHT BSLIGHT BSLIGHT BSLIGHT BSLIGHT BSLIGHT BSLIGHT BSLIGHT BSLIGHT

BSLIGHT

Controladores

Controllers

BS-CA/4C

Caracteristicas tecnicas / *Technical data*

Alimentación/*power supply*	12-24Vdc
Frec.de trabajo /*Work frequency*	2.40....2.48Ghz
Dist. de señal /*signal distenace*	30mts

Referencia *Reference*	Alimentacio *Power supply*	Medidas *Measure*	Carga Máx. *Max.Charge*
BS–CA/4	12-24V/DC	56x30x18	144W

Medidas/Size

Wire info:
Solid and stranded: 0,75-1,5 mm²/14-22 AWG
Strip length: 6-7 mm
Tightening force: 0,4 Nm

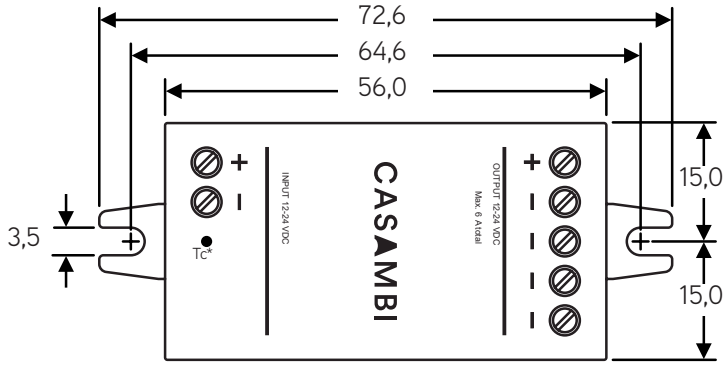

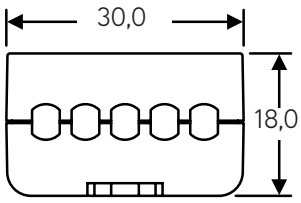

* Tc point is on bottom side

C/ Arabia 24, Pol.Ind. Congost 08520 Les Franqueses del Valles -Barcelona -España Tel: +34 938.615.115
e-mail: light@bsvelectronic.com www.bslight.es www.bsvelectronic.com

Wiring diagram, RGBW

+: common (+)

1: red (-)

2: green (-)

3: blue (-)

4: white (-)

12-24 VDC
power supply

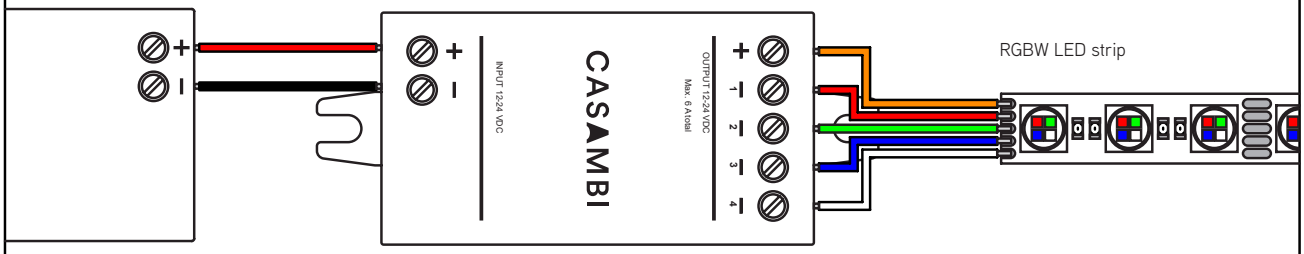

RGBW LED strip

Wiring diagram, tunable white

+: common (+)

1: warm (-)

2: cool (-)

3: not in use

4: not in use

12-24 VDC
power supply

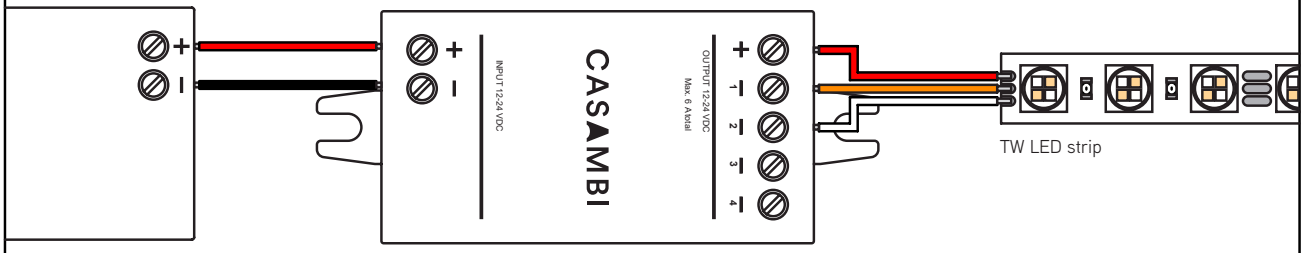

TW LED strip

Wiring diagram, 1-4 separate channels

+: common (+)

1: channel 1 (-)

2: channel 2 (-)

3: channel 3 (-)

4: channel 4 (-)



Description

CBU-PWM4 is a Bluetooth controllable, Casambi enabled four channel PWM dimmer for constant voltage LED loads, such as LED strips and constant voltage LED modules. It is connected between a 12-24 VDC power supply and the constant voltage LED load.

CBU-PWM4 can control up to four channels making it an ideal partner for RGBW and tunable white (TW) applications. The maximum combined output current is 6 A which can be freely divided between 1 -4 channels. CBU-PWM4 is protected against overvoltage, overcurrent and short circuit situations.

CBU-PWM4 can be controlled with Casambi app which can be downloaded free of charge from Apple App Store and Google Play Store.

Different Casambi enabled products can be used from a simple one luminaire direct control to a complete and full featured light control system where up to 127 units form automatically an intelligent mesh network.

Installation

Connect a constant voltage 12-24 VDC power supply to the input connector. Make sure not to use a constant current LED driver and make sure that the cable polarity is correct.

The product has one shared positive output connector (+) and each of the four channels have its own negative connector (-). This is the most typical case with multichannel LED strips. Connect the LED load wires accordingly.

CBU-PWM4 can be configured having different types of outputs, such as 4 channel RGBW, 3 channel RGB and 2 channel TW. Also, it is possible to configure 1-4 jointly and individually dimmable channels. These configurations can be made by the end user from Casambi App.

As default, CBU-PWM4 is delivered with RGBW configuration.

CBU-PWM4, as any other Casambi product, should not be placed in a metal enclosure or next to large metal structures. Metal will effectively block all radio signals which are crucial to the operation of the product.

Range

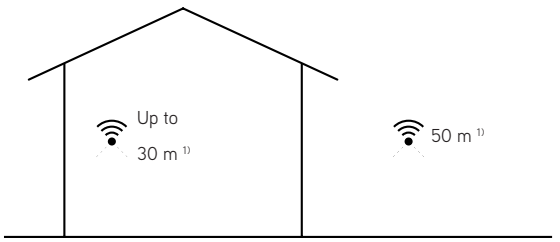

Casambi uses mesh network technology so each CBU-PWM4 acts also as a repeater. Longer ranges can be achieved by using multiple Casambi units.

Compatible devices:
iPhone 4S or later
iPad 3 or later
iPod Touch 5th gen or later
Android 4.4 KitKat or later devices produced after 2013 with full BT 4.0 support

[1] Range is highly dependant on the surrounding and obstacles, such as walls and building materials.