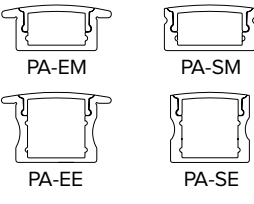
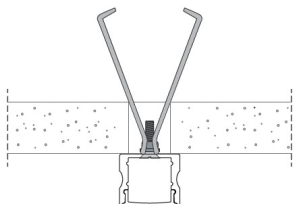
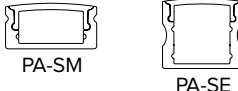
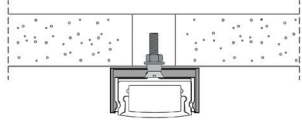

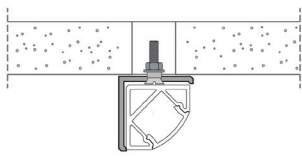
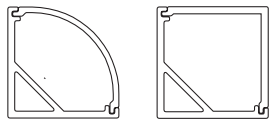
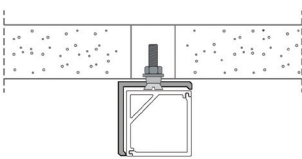
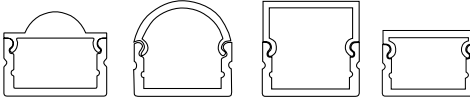
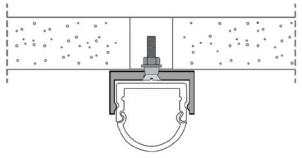
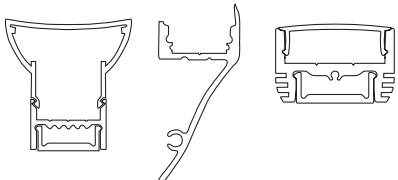
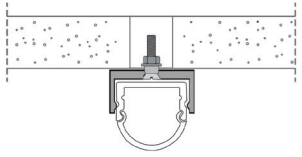
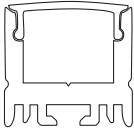
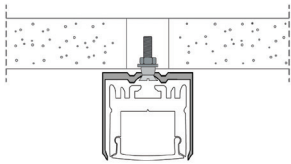
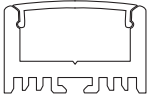
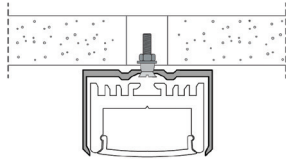
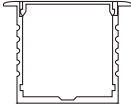
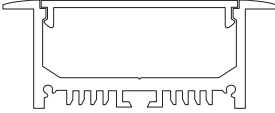
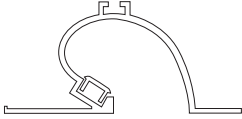
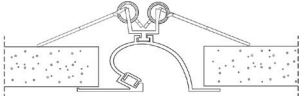
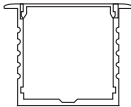
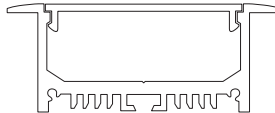


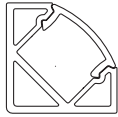
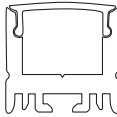
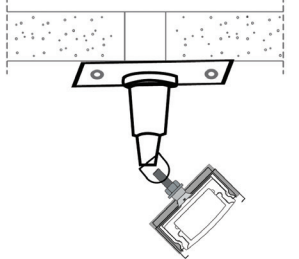
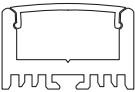
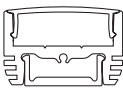




ACCESORIOS PARA PERFILES DE ALUMINIO

ACCESSORIES FOR ALUMINUM PROFILES

Referencia <i>Reference</i>	Perfil <i>Profile</i>	Montaje <i>Assembly</i>
GR-P	 <p>PA-EM PA-SM PA-EE PA-SE</p>	
GR-P/2	 <p>PA-SM PA-SE</p>	
GR-P/2ET	 <p>PA-ET/2</p>	
GR-P/2ETCR	 <p>PA-ET/2R PA-ET/2C</p>	
GR-P/2-CO	 <p>PA-CO/2</p>	
GR-P/2CC	 <p>PA-Y/2 PA-ZR/2 PA-CC/2</p>	

Referencia <i>Reference</i>	Perfil <i>Profile</i>	Montaje <i>Assembly</i>
GR-AD18/2	 PA-AD18/2	
GR-AD26/2	 PA-AD26/2	
GR-P/M	 PA-AA/3	 PA-EAD/2
GR-P/MERA	 PA-ERA/2B	
GR-EAD/2	 PA-AA/3	 PA-EAD/2
GR-P/2CC	 PA-SE  PA-SM  PA-ET/2  PA-AD18/2	 GR-P/2CC
KIT-CA	 PA-AD26/2  PA-CC/2  PA-CO/2	 KIT-CA